

Blast Report



Your Partner with Total Blasting Solutions






Please contact us:
TKPV COMPANY LIMITED
48/3 Kantiyaprasak Rd, Satekhammap
Bangkok, Thailand 10110
Tel : +662 885 8800
Fax : +662 885 8801
Email : tkpv@tkpv.com

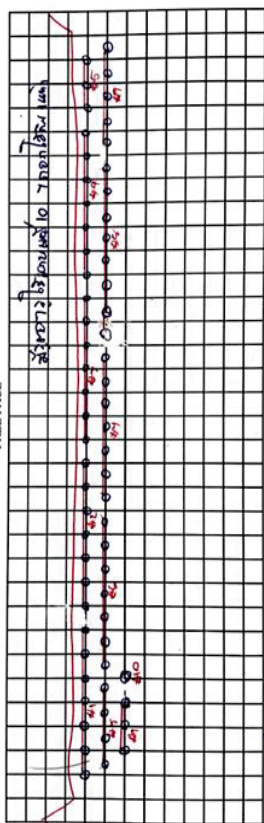
Tanaga Koma Sdn. Bhd
47000 Kuala Lumpur
Selangor, Malaysia
Tel : +603 7729 7464
Fax : +603 7729 7465
Web : www.tanagakoma.com
Email : kakwe@tanagakoma.com

เรียบ

After Blast

Before Blast





Electric		No. 0 =	PCC	
No. 1 =	7	PCC	No. 6 =	PCC
No. 2 =	7	PCC	No. 7 =	7
No. 3 =	7	PCC	No. 8 =	7
No. 4 =	7	PCC	No. 9 =	7
No. 5 =	7	PCC	No. 10 =	8
Total		73	PCC	
H/E		5,950	mm.	PCC
H/E			mm.	PCC
Booster			mm.	PCC

No. 0 =		PCC
No. 1 =	7	PCC
No. 2 =	7	PCC
No. 3 =	7	PCC
No. 4 =	7	PCC
No. 5 =	7	PCC
Total		73
H/E		5,950
H/E		
Booster		

No. 0 =		PCC
No. 1 =	7	PCC
No. 2 =	7	PCC
No. 3 =	7	PCC
No. 4 =	7	PCC
No. 5 =	7	PCC
Total		73
H/E		5,950
H/E		
Booster		

No. 0 =		PCC
No. 1 =	7	PCC
No. 2 =	7	PCC
No. 3 =	7	PCC
No. 4 =	7	PCC
No. 5 =	7	PCC
Total		73
H/E		5,950
H/E		
Booster		

No. 0 =		PCC
No. 1 =	7	PCC
No. 2 =	7	PCC
No. 3 =	7	PCC
No. 4 =	7	PCC
No. 5 =	7	PCC
Total		73
H/E		5,950
H/E		
Booster		

No. 0 =		PCC
No. 1 =	7	PCC
No. 2 =	7	PCC
No. 3 =	7	PCC
No. 4 =	7	PCC
No. 5 =	7	PCC
Total		73
H/E		5,950
H/E		
Booster		

No. 0 =		PCC
No. 1 =	7	PCC
No. 2 =	7	PCC
No. 3 =	7	PCC
No. 4 =	7	PCC
No. 5 =	7	PCC
Total		73
H/E		5,950
H/E		
Booster		

No. 0 =		PCC
No. 1 =	7	PCC
No. 2 =	7	PCC
No. 3 =	7	PCC
No. 4 =	7	PCC
No. 5 =	7	PCC
Total		73
H/E		5,950
H/E		
Booster		

No. 0 =		PCC
No. 1 =	7	PCC
No. 2 =	7	PCC
No. 3 =	7	PCC
No. 4 =	7	PCC
No. 5 =	7	PCC
Total		73
H/E		5,950
H/E		
Booster		

No. 0 =		PCC
No. 1 =	7	PCC
No. 2 =	7	PCC
No. 3 =	7	PCC
No. 4 =	7	PCC
No. 5 =	7	PCC
Total		73
H/E		5,950
H/E		
Booster		

No. 0 =		PCC
No. 1 =	7	PCC
No. 2 =	7	PCC
No. 3 =	7	PCC
No. 4 =	7	PCC
No. 5 =	7	PCC
Total		73
H/E		5,950
H/E		
Booster		

No. 0 =		PCC
No. 1 =	7	PCC
No. 2 =	7	PCC
No. 3 =	7	PCC
No. 4 =	7	PCC
No. 5 =	7	PCC
Total		73
H/E		5,950
H/E		
Booster		

No. 0 =		PCC
No. 1 =	7	PCC
No. 2 =	7	PCC
No. 3 =	7	PCC
No. 4 =	7	PCC
No. 5 =	7	PCC
Total		73
H/E		5,950
H/E		
Booster		

No. 0 =		PCC
No. 1 =	7	PCC
No. 2 =	7	PCC
No. 3 =	7	PCC
No. 4 =	7	PCC
No. 5 =	7	PCC
Total		73
H/E		5,950
H/E		
Booster		

No. 0 =		PCC
No. 1 =	7	PCC
No. 2 =	7	PCC
No. 3 =	7	PCC
No. 4 =	7	PCC
No. 5 =	7	PCC
Total		73
H/E		5,950
H/E		
Booster		

No. 0 =		PCC
No. 1 =	7	PCC
No. 2 =	7	PCC
No. 3 =	7	PCC
No. 4 =	7	PCC
No. 5 =	7	PCC
Total		73
H/E		5,950
H/E		
Booster		

No. 0 =		PCC
No. 1 =	7	PCC
No. 2 =	7	PCC
No. 3 =	7	PCC
No. 4 =	7	PCC
No. 5 =	7	PCC
Total		73
H/E		5,950
H/E		
Booster		

No. 0 =		PCC
No. 1 =	7	PCC
No. 2 =	7	PCC
No. 3 =	7	PCC
No. 4 =	7	PCC
No. 5 =	7	PCC
Total		73
H/E		5,950
H/E		
Booster		

No. 0 =		PCC
No. 1 =	7	PCC
No. 2 =	7	PCC
No. 3 =	7	PCC
No. 4 =	7	PCC
No. 5 =	7	PCC
Total		73
H/E		5,950
H/E		
Booster		

No. 0 =		PCC
No. 1 =	7	PCC
No. 2 =	7	PCC
No. 3 =	7	PCC
No. 4 =	7	PCC
No. 5 =	7	PCC
Total		73
H/E		5,950
H/E		
Booster		

No. 0 =		PCC
No. 1 =	7	PCC
No. 2 =	7	PCC
No. 3 =	7	PCC
No. 4 =	7	PCC
No. 5 =	7	PCC
Total		73
H/E		5,950
H/E		
Booster		

No. 0 =		PCC
No. 1 =	7	PCC
No. 2 =	7	PCC
No. 3 =	7	PCC
No. 4 =	7	PCC
No. 5 =	7	PCC
Total		73
H/E		5,950
H/E		
Booster		

No. 0 =		PCC
No. 1 =	7	PCC
No. 2 =	7	PCC
No. 3 =	7	PCC
No. 4 =	7	PCC
No. 5 =	7	PCC
Total		73
H/E		5,950
H/E		
Booster		

No. 0 =		PCC
No. 1 =	7	PCC
No. 2 =	7	PCC
No. 3 =	7	PCC
No. 4 =	7	PCC
No. 5 =	7	PCC
Total		73
H/E		5,950
H/E		
Booster		

No. 0 =		PCC
No. 1 =	7	PCC
No. 2 =	7	PCC
No. 3 =	7	PCC
No. 4 =	7	PCC
No. 5 =	7	PCC
Total		73
H/E		5,950
H/E		
Booster		

No. 0 =		PCC
No. 1 =	7	PCC
No. 2 =	7	PCC
No. 3 =	7	PCC
No. 4 =	7	PCC
No. 5 =	7	PCC
Total		73
H/E		5,950
H/E		
Booster		

No. 0 =		PCC
No. 1 =	7	PCC
No. 2 =	7	PCC
No. 3 =	7	PCC
No. 4 =	7	PCC
No. 5 =	7	PCC
Total		73
H/E		5,950
H/E		
Booster		

No. 0 =		PCC
No. 1 =	7	PCC
No. 2 =	7	PCC
No. 3 =	7	PCC
No. 4 =	7	PCC
No. 5 =	7	PCC
Total		73
H/E		5,950
H/E		
Booster		

No. 0 =		PCC
No. 1 =	7	PCC
No. 2 =	7	PCC
No. 3 =	7	PCC
No. 4 =	7	PCC
No. 5 =	7	PCC
Total		73
H/E		5,950
H/E		
Booster		

No. 0 =		PCC
No. 1 =	7	PCC
No. 2 =	7	PCC
No. 3 =	7	PCC
No. 4 =	7	PCC
No. 5 =	7	PCC
Total		73
H/E		5,950
H/E		
Booster		

No. 0 =		PCC
No. 1 =	7	PCC
No. 2 =	7	PCC
No. 3 =	7	PCC
No. 4 =	7	PCC
No. 5 =	7	PCC
Total		73
H/E		5,950
H/E		
Booster		

No. 0 =		PCC
No. 1 =	7	PCC
No. 2 =	7	PCC
No. 3 =	7	PCC
No. 4 =	7	PCC
No. 5 =	7	PCC
Total		73
H/E		5,950
H/E		
Booster		

No. 0 =		PCC
No. 1 =	7	PCC
No. 2 =	7	PCC
No. 3 =	7	PCC
No. 4 =	7	PCC
No. 5 =	7	PCC
Total		73
H/E		5,950
H/E		
Booster		

No. 0 =		PCC
No. 1 =	7	PCC
No. 2 =	7	PCC
No. 3 =	7	PCC
No. 4 =	7	PCC
No. 5 =	7	PCC
Total		73
H/E		5,950
H/E		
Booster		

No. 0 =		PCC
No. 1 =	7	PCC
No. 2 =	7	PCC
No. 3 =	7	PCC
No. 4 =	7	PCC
No. 5 =	7	PCC
Total		73
H/E		5,950
H/E		
Booster		

No. 0 =		PCC
No. 1 =	7	PCC
No. 2 =	7	PCC
No. 3 =	7	PCC
No. 4 =	7	PCC
No. 5 =	7	PCC
Total		73
H/E		5,950
H/E		
Booster		

No. 0 =		PCC
No. 1 =	7	PCC
No. 2 =	7	PCC
No. 3 =	7	PCC
No. 4 =	7	PCC
No. 5 =	7	PCC
Total		73
H/E		5,950
H/E		
Booster		

No. 0 =		PCC
No. 1 =	7	PCC
No. 2 =	7	PCC
No. 3 =	7	PCC
No. 4 =	7	PCC
No. 5 =	7	PCC
Total		73
H/E		5,950
H/E		
Booster		

No. 0 =		PCC
No. 1 =	7	PCC
No. 2 =	7	PCC
No. 3 =	7	PCC
No. 4 =	7	PCC
No. 5 =	7	PCC
Total		73
H/E		5,950
H/E		
Booster		

No. 0 =		PCC
No. 1 =	7	PCC
No. 2 =	7	PCC
No. 3 =	7	PCC
No. 4 =	7	PCC
No. 5 =	7	PCC
Total		73
H/E		5,950
H/E		
Booster		

No. 0 =		PCC
No. 1 =	7	PCC
No. 2 =	7	PCC
No. 3 =	7	PCC
No. 4 =	7	PCC
No. 5 =	7	PCC
Total		73
H/E		5,950
H/E		
Booster		

No. 0 =		PCC
No. 1 =	7	PCC
No. 2 =	7</	

การควบคุมคุณภาพ Density Cup

מכון המחקר והייעוץ למערכת המשפט (ממק"מ)

[illegible]

Blast Proposal Design From Customer

Location:	Sila Mittharoen	Production and Development
Actual Blasting date:	01/02/2025	
Name Engineer	Somyot	Electric Delonator
Name Operator	Thanasak	

Drill and Blast Design Parameters

Primary Blast Hole - Design

Drilling Requirements			Unit	Quantity
Drill Hole Diameter	mm.	102		
Estimated Number of Hole	hole	65		
Burden	m.	4.0		
Spacing	m.	5.0		
Bench Height	m.	10.3		
Subdrill	m.	0.5		
Shot Volume	BCM	13,390.0		
Total Hole Depth	m	10.8		
	Ton	33,475.0		
Total High Explosive		%	1.18	
Explosive Factor (PF)		kg/bom	0.412	
Design Powder Factor		G/t	164.70	

BlastReport From TKPV

Drill and Blast Actual Parameters

Primary Blast Hole - Actual			
Drilling Requirements		Unit	Quantity
Drill Hole Diameter	mm.		102
Actual Number of Hole	hole		66
Burden	m.		4.0
Spacing	m.		5.0
Bench Height	m.		10.3
Subdrill	m.		0.5
Shot Volume	BCM		13,596.0
Total Hole Depth	m.		10.8
	Ton		33,990.0
HE 55 x 350 mm.	Pcs.		128
HE>Total Explosive	%		2.54
Actual Explosive Factor (PF)	kg/bom		0.371
Actual Powder Factor	G/T		150.00
Total Cost	THB/bcm		14.59
Total Cost	THB/in		5.84

Remark : มีรตอ 7ร ใช้เบอร์เก็บเบอร์ 10=7ดอก ใช้ผ้าหนัก 30Kg. ใช้ดิน 1แพ่ง มี2ร ใช้ดิน 1.5 แพ่งต่อร


[illegible][illegible]

No.	Hole ID	Design Hole Depth	Actual Hole Depth	First Changed Weight	Freezing (before gassing)	Start Time	Thawing (after gassing)	Stopped Time	Design Gassing Length	Actual Gassing Length	Cap No.	Gassing Time	Adjustment	Comment
မှတ်ချက်	အမှတ်အသား	အမှတ်အသား	အမှတ်အသား	မီ.ကီ.ဂရမ်	မိနစ်	နာရီ:မိနစ်	နာရီ:မိနစ်	နာရီ:မိနစ်	မီ.ကီ.ဂရမ်	မီ.ကီ.ဂရမ်	မီ.ကီ.ဂရမ်	မိနစ်:နာရီ	မီ.ကီ.ဂရမ်	မှတ်ချက်
36	A	10.8	10.8	3	3	10:11	10:11	10:11	0.8	0.8	3	10	36	
37	A	10.8	10.8	3	3	10:11	10:11	10:11	0.8	0.8	3	10	37	
38	A	10.8	10.8	3	3	10:11	10:11	10:11	0.8	0.8	3	10	38	
39	A	10.8	10.8	3	3	10:11	10:11	10:11	0.8	0.8	3	10	39	
40	A	10.8	10.8	3	3	10:11	10:11	10:11	0.8	0.8	3	10	40	
41	A	10.8	10.8	3	3	10:11	10:11	10:11	0.8	0.8	3	10	41	
42	A	10.8	10.8	3	3	10:11	10:11	10:11	0.8	0.8	3	10	42	
43	A	10.8	10.8	3	3	10:11	10:11	10:11	0.8	0.8	3	10	43	
44	A	10.8	10.8	3	3	10:11	10:11	10:11	0.8	0.8	3	10	44	
45	A	10.8	10.8	3	3	10:11	10:11	10:11	0.8	0.8	3	10	45	
46	A	10.8	10.8	3	3	10:11	10:11	10:11	0.8	0.8	3	10	46	
47	A	10.8	10.8	3	3	10:11	10:11	10:11	0.8	0.8	3	10	47	
48	A	10.8	10.8	3	3	10:11	10:11	10:11	0.8	0.8	3	10	48	
49	A	10.8	10.8	3	3	10:11	10:11	10:11	0.8	0.8	3	10	49	
50	A	10.8	10.8	3	3	10:11	10:11	10:11	0.8	0.8	3	10	50	
51	A	10.8	10.8	3	3	10:11	10:11	10:11	0.8	0.8	3	10	51	
52	A	10.8	10.8	3	3	10:11	10:11	10:11	0.8	0.8	3	10	52	
53	A	10.8	10.8	3	3	10:11	10:11	10:11	0.8	0.8	3	10	53	
54	A	10.8	10.8	3	3	10:11	10:11	10:11	0.8	0.8	3	10	54	
55	A	10.8	10.8	3	3	10:11	10:11	10:11	0.8	0.8	3	10	55	
56	A	10.8	10.8	3	3	10:11	10:11	10:11	0.8	0.8	3	10	56	
57	A	10.8	10.8	3	3	10:11	10:11	10:11	0.8	0.8	3	10	57	
58	A	10.8	10.8	3	3	10:11	10:11	10:11	0.8	0.8	3	10	58	
59	A	10.8	10.8	3	3	10:11	10:11	10:11	0.8	0.8	3	10	59	
60	A	10.8	10.8	3	3	10:11	10:11	10:11	0.8	0.8	3	10	60	
61	A	10.8	10.8	3	3	10:11	10:11	10:11	0.8	0.8	3	10	61	
62	A	10.8	10.8	3	3	10:11	10:11	10:11	0.8	0.8	3	10	62	
63	A	10.8	10.8	3	3	10:11	10:11	10:11	0.8	0.8	3	10	63	
64	A	10.8	10.8	3	3	10:11	10:11	10:11	0.8	0.8	3	10	64	
65	A	10.8	10.8	3	3	10:11	10:11	10:11	0.8	0.8	3	10	65	
66	A	10.8	10.8	3	3	10:11	10:11	10:11	0.8	0.8	3	10	66	


No.	Hub ID	Design Depth	Actual Depth	Design Weight	First Spanning Weight (after ginning)	Start Time	Spanning Time	Stopped Time	Design Spanning Length	Actual Gain Length	Cap No.	Grading Time	Adjustment	Final Weight	Comment
		arcuate	arcuate	arcuate	arcuate	arcuate	arcuate	arcuate	arcuate	arcuate	arcuate	arcuate	arcuate	arcuate	arcuate
1	1	10.8	10.8	73	3.8	3.8	3.8	3.8	0.8	0.8	1	10	-	73	
2	2	10.8	10.8	73	3.8	3.8	3.8	3.8	0.8	0.8	1	10	-	73	
3	3	10.8	10.8	73	3.8	3.8	3.8	3.8	0.8	0.8	1	10	-	73	
4	4	10.8	10.8	73	3.8	3.8	3.8	3.8	0.8	0.8	1	10	-	73	
5	5	10.8	10.8	73	3.8	3.8	3.8	3.8	0.8	0.8	1	10	-	73	
6	6	10.8	10.8	73	3.8	3.8	3.8	3.8	0.8	0.8	1	10	-	73	
7	7	10.8	10.8	73	3.8	3.8	3.8	3.8	0.8	0.8	1	10	-	73	
8	8	10.8	10.8	73	3.8	3.8	3.8	3.8	0.8	0.8	1	10	-	73	
9	9	10.8	10.8	73	3.8	3.8	3.8	3.8	0.8	0.8	1	10	-	73	
10	10	10.8	10.8	73	3.8	3.8	3.8	3.8	0.8	0.8	1	10	-	73	
11	11	10.8	10.8	73	3.8	3.8	3.8	3.8	0.8	0.8	1	10	-	73	
12	12	10.8	10.8	73	3.8	3.8	3.8	3.8	0.8	0.8	1	10	-	73	
13	13	10.8	10.8	73	3.8	3.8	3.8	3.8	0.8	0.8	1	10	-	73	
14	14	10.8	10.8	73	3.8	3.8	3.8	3.8	0.8	0.8	1	10	-	73	
15	15	10.8	10.8	73	3.8	3.8	3.8	3.8	0.8	0.8	1	10	-	73	
16	16	10.8	10.8	73	3.8	3.8	3.8	3.8	0.8	0.8	1	10	-	73	
17	17	10.8	10.8	73	3.8	3.8	3.8	3.8	0.8	0.8	1	10	-	73	
18	18	10.8	10.8	73	3.8	3.8	3.8	3.8	0.8	0.8	1	10	-	73	
19	19	10.8	10.8	73	3.8	3.8	3.8	3.8	0.8	0.8	1	10	-	73	
20	20	10.8	10.8	73	3.8	3.8	3.8	3.8	0.8	0.8	1	10	-	73	
21	21	10.8	10.8	73	3.8	3.8	3.8	3.8	0.8	0.8	1	10	-	73	
22	22	10.8	10.8	73	3.8	3.8	3.8	3.8	0.8	0.8	1	10	-	73	
23	23	10.8	10.8	73	3.8	3.8	3.8	3.8	0.8	0.8	1	10	-	73	
24	24	10.8	10.8	73	3.8	3.8	3.8	3.8	0.8	0.8	1	10	-	73	
25	25	10.8	10.8	73	3.8	3.8	3.8	3.8	0.8	0.8	1	10	-	73	
26	26	10.8	10.8	73	3.8	3.8	3.8	3.8	0.8	0.8	1	10	-	73	
27	27	10.8	10.8	73	3.8	3.8	3.8	3.8	0.8	0.8	1	10	-	73	
28	28	10.8	10.8	73	3.8	3.8	3.8	3.8	0.8	0.8	1	10	-	73	
29	29	10.8	10.8	73	3.8	3.8	3.8	3.8	0.8	0.8	1	10	-	73	
30	30	10.8	10.8	73	3.8	3.8	3.8	3.8	0.8	0.8	1	10	-	73	
31	31	10.8	10.8	73	3.8	3.8	3.8	3.8	0.8	0.8	1	10	-	73	
32	32	10.8	10.8	73	3.8	3.8	3.8	3.8	0.8	0.8	1	10	-	73	
33	33	10.8	10.8	73	3.8	3.8	3.8	3.8	0.8	0.8	1	10	-	73	
34	34	10.8	10.8	73	3.8	3.8	3.8	3.8	0.8	0.8	1	10	-	73	

Remarks:	
Operated By:	TNPA Operator
Checked By:	TNPA Engineer
Inspected By:	Customer


Remarks: _____

Operated By:  TONY OPERATOR


Checked By:  TONY ENGINEER

Inspected By:  Customer

[illegible][illegible]



แบบตรวจสอบผลการปฏิบัติงาน



TKPV

แบบตรวจสอบผลการปฏิบัติงาน

ประจำวันที่ 1 February 2025

ทะเบียนรถ 86-9770 สบ. สถานี Sila Michareen (U Thong) Crushing Plant Co., Ltd.

มี.พ. ...

วิศวกรควบคุม

พนักงานควบคุม

พนักงานประจำรถ

TKPV :

แบบประเมินผลการปฏิบัติงาน (สำหรับลูกค้า)

ลำดับ	หัวข้อ	ดี	ไม่ดี	หมายเหตุ
1	การประสานงานก่อนปฏิบัติงาน			
2	การตรวจสอบความปลอดภัยในการปฏิบัติงาน			
3	ความเข้าใจในและควบคุมดูแลในการปฏิบัติงาน			
4	คุณภาพและความถูกต้องในการปฏิบัติงาน			
5	มีการตรวจสอบและเก็บตัวอย่างคุณภาพของผลิตภัณฑ์ก่อนปฏิบัติงาน			
6	การปฏิบัติงานตามระเบียบปฏิบัติงาน			
7	การระมัดระวังเพื่อความปลอดภัย			
8	การดูแลความสะอาดในบริเวณที่ปฏิบัติงานเสร็จ			
9	การติดตามผลการประเมินค่า การไม่ปฏิบัติงาน			
10	การกำหนดขอบเขตพื้นที่ในการทำงาน			

ผู้ประเมินผล

.....

.....

.....

.....

ลงชื่อ.....ผู้ควบคุม

(.....)